

tangle/untangle



I feel that relationships involve reaching, holding, pulling, letting go, and pushing. I learn how I feel about someone else, and I connect with them. I also establish boundaries. If we both have the desire, our lives intertwine. It's as if our tendrils become entangled. Over time, we may choose to grow our tendrils closer together, or release them. This can sometimes be difficult. It can be hard to reach out or push away in an embodied, supported form that is connected to center.

tangle/untangle creates a way to interact with and explore this relationship process in three parts.

- I assemble a pipe cleaner sculpture while focusing on one of my relationships (rendering pictured above).
- We (the public and myself) each envision one of our relationships. Do we want to connect in new ways to someone? Do we want to establish a boundary, or disconnect? As we think about this, we unwrap a pipe cleaner from the sculpture, and/or add a pipe cleaner to the sculpture as we see fit.
- At the end of the exhibition, we disassemble the sculpture, each of us keeping a part of it, just as we might keep a memory of a relationship with us.

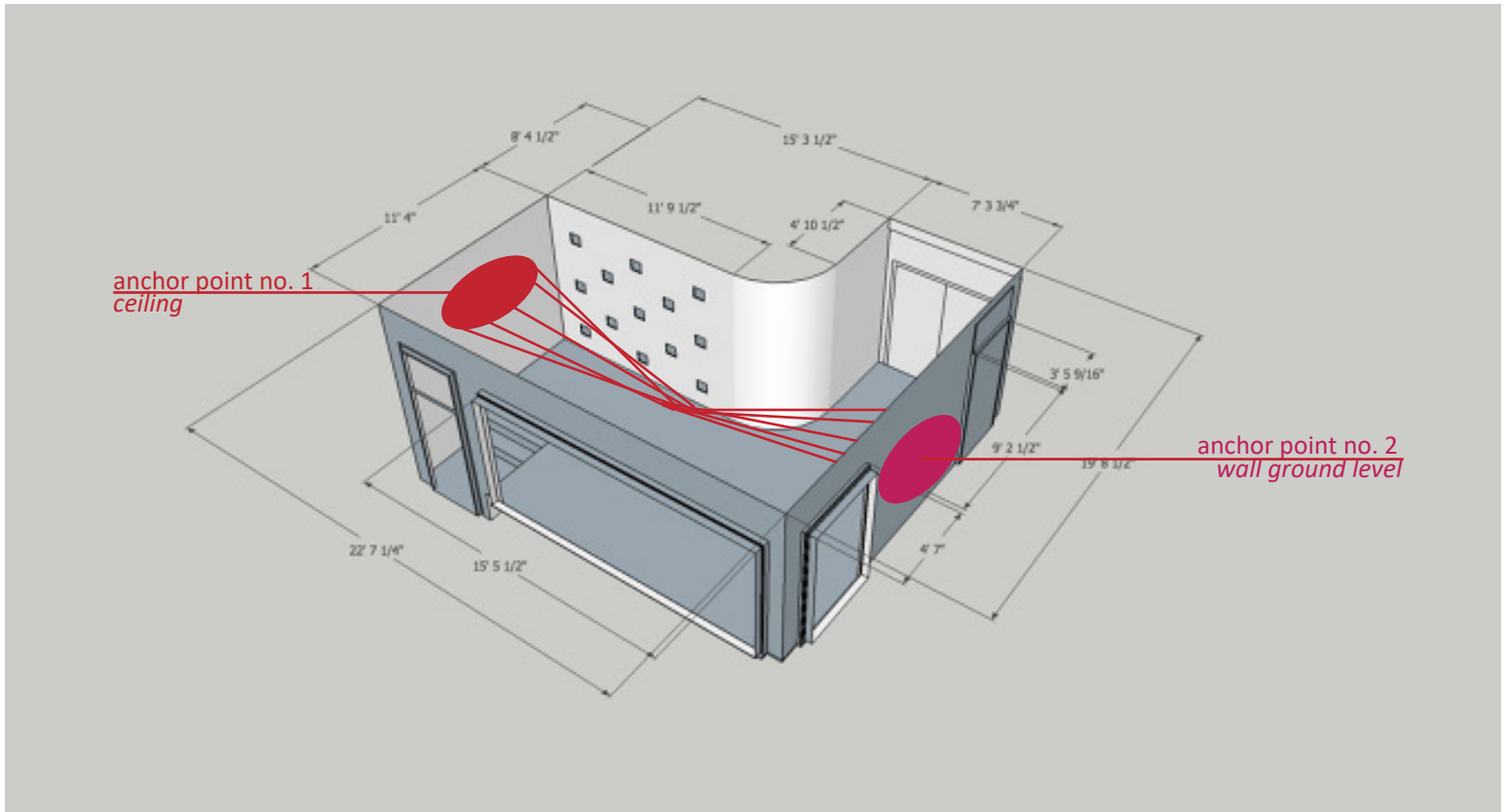
tangle/untangle is both a physical and a mental interaction. Our bodies and our minds are part of the same entity. They are infinitely connected in infinitely complex ways. By exploring a feeling through both our minds and our bodies, we may come to more wholly understand ourselves and that feeling.

In a simple way, I hope this will be an approachable interaction for me and others to deepen the connection we have with ourselves and, in turn, with others.

How it Works

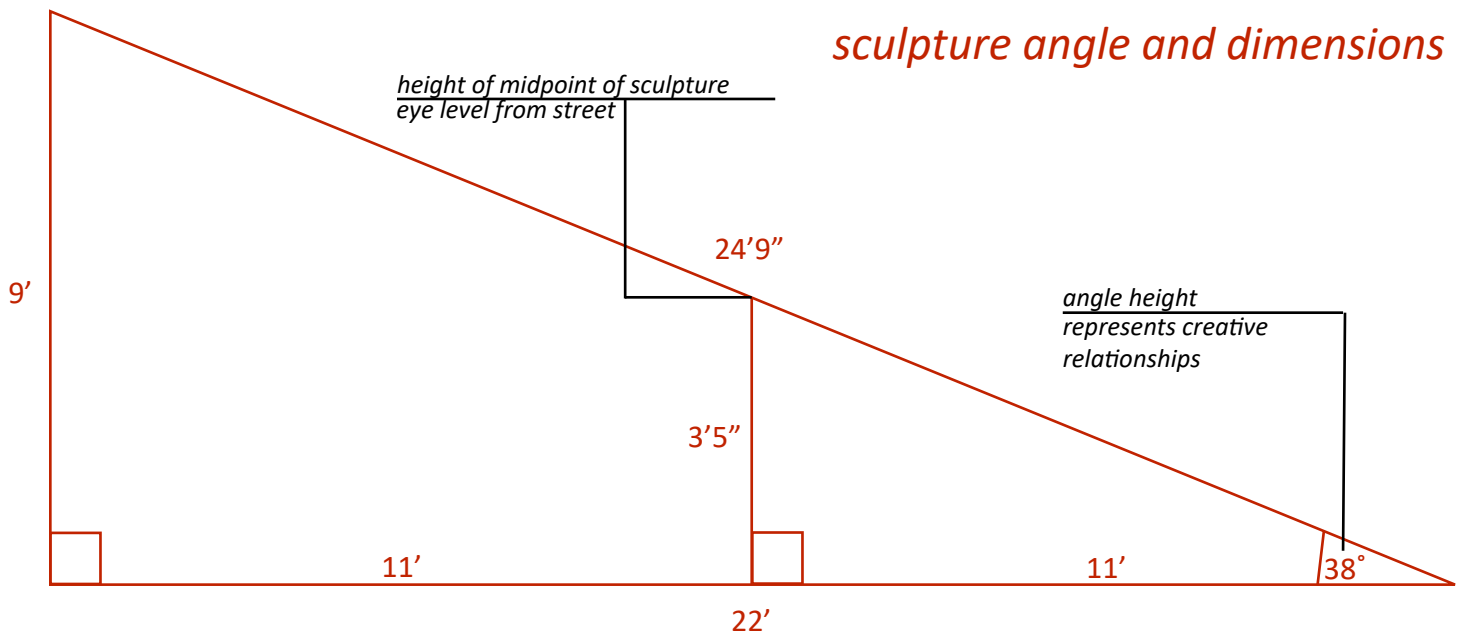
step 1: build the sculpture

Building the initial sculpture will be a personal task. I will do this prior to the opening of the exhibit. I will lay it out within the space as shown below with two anchor points, one for each entity of the relationship.



The placement and angle of the sculpture create interesting numbers and points. The angle of the sculpture is 38° , a number that is associated with creative relationships, romance, and companionship. The midpoint of the sculpture will sit $3'5''$ from the floor of the space. From the street, this will be eye level at $5'4''$. Participants will be able to walk under and around the sculpture upon entering Front/Space.

sculpture angle and dimensions



How it Works cont.

step 2: public interacts with the sculpture

When the exhibit opens, the public will have the opportunity to interact with the sculpture. They will be given a prompt in an attempt to help them focus on one of their relationships. They will then decide to do one or more of the following:

- a. strengthen an existing connection by adding a pipe cleaner to the sculpture.
- b. create a new connection by adding a pipe cleaner to the sculpture.
- c. weaken a connection by removing a pipe cleaner from the sculpture.
- d. disconnect by removing a pipe cleaner from the sculpture.

This ongoing interaction will change the form of the sculpture throughout the duration of the exhibit.

step 3: disassemble the sculpture

At the end of the exhibit, I will invite the public to help me disassemble the sculpture. This will be done by untying all of the pipe cleaners. We will not cut any of the pipe cleaners. The public will be given the opportunity to keep a piece of the disassembled sculpture.

Front/Space

Front/Space is an optimal location for *tangle/untangle* for the following reasons:

- **the space**

Front/Space has a unique curvature. This curvature will allow participants to comfortably and efficiently move around the sculpture and have access to the additional pipe cleaners.

- **the storefront**

tangle/untangle is dependent on public interaction. Front/Space has an enormous amount of storefront glazing. This will be crucial to having the public feel invited to participate.

- **culture**

Front/Space has a strong history of providing a safe space for non-commercial, interactive art projects.

Materials and Aesthetics


The materials have been chosen for their familiarity, color, and approachability. I believe that almost everyone is familiar with how to manipulate pipe cleaners. If anyone is not familiar, pipe cleaners are very intuitive. These will be secured to anchor points on two opposing ends of the space with D-rings and nylon strapping.

I have done a connection study (pictured below) and a full color study of 91 potential color combinations (a portion of which is pictured below). I have also created a section prototype (pictured below). The finished sculpture will be approximately five times longer (24') and four times wider (4') than the prototype.

section prototype




connection study



color study 41 red/fuscia

color studies 37-46



color studies 1-13

